



# CARDHOLDER USER GUIDE

SHAZAM BOLT\$ is a fraud transaction alerting, balance monitoring and ATM locator application.

## ENROLL

Download SHAZAM BOLT\$ for free from the Apple App Store, Google Play or log in to [bolts.shazam.net](https://bolts.shazam.net) and enter your full card number to determine if your card is eligible.

Accept product terms and conditions, and proceed with the card verification process. Depending on the setup with your financial institution, you'll enter some additional card information as well as your PIN or Social Security number. Finally, create your username, password and user profile.

**Note:** Passwords must contain at least one capital letter, one lowercase letter, one number, one special character (!, @, #, \$, %, &, or \*) and be 5 to 32 characters in length. You're required to change your password every 90 days.

Once you're logged in it's really easy to add an additional card, just tap the **Add Card** button and follow the same prompts for registration. Accept the terms and conditions and verify the card.



username

Add Card

User Settings

Explain Balances

Terms and Conditions

## ACTIVATE ALERTS

Once logged in, you'll see your balances and the **Alerts & Settings**. Tap on the **Card Alert Settings** button.

username

Date

11/01/2018

Time

14:29

Card Number ending with 0621

DDA Account

Ledger Balance:

Available Balance:

Alerts & Settings

Expiration Date

Remove Card

Card Alert Settings

In the Card Alert Settings tab, you may update the following settings:

- Transaction amount alerts (set amount threshold)
- Internet and phone transaction alerts
- International transaction alerts
- Enter a secondary email address to be used for transaction-level alerts

**Note:** The Suspected Fraud Alerts setting is configured by your financial institution. The SHAZAM BOLT\$ Notifications setting is not optional and indicates SHAZAM BOLT\$ will send email notifications to you whenever your user profile is edited.

Card Alert Settings

username

XXXXXXXXXXXX0621

Transactions over \$

100

☐

Internet and Phone transactions

☐

International transaction (outside of U.S.)

☐

SHAZAM BOLT\$ Notifications

☒

Suspected Fraud Alerts

☒

Email Addresses

Primary

itsinc.shazam@gmail.com

Secondary

Optional

Submit

Cancel

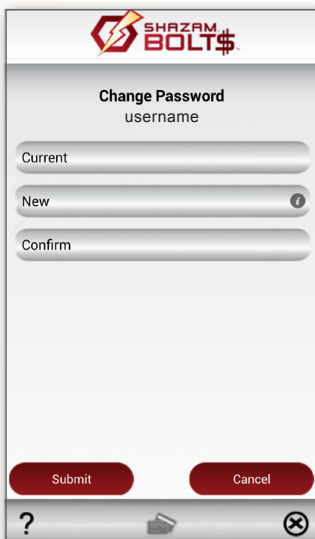
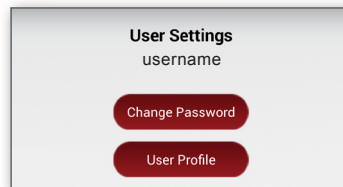
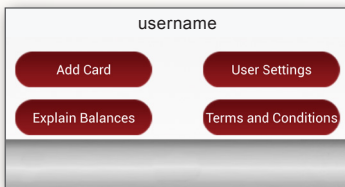


# CARDHOLDER USER GUIDE

## CHANGE USER SETTINGS

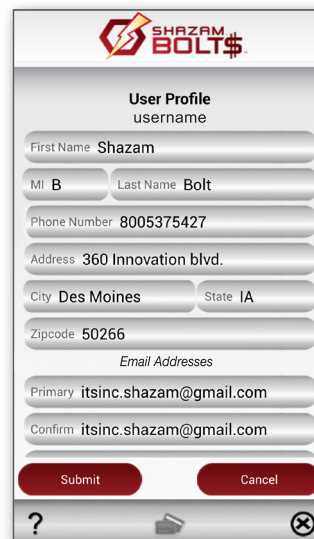
Access **User Settings** button from the SHAZAM BOLT\$ home screen to:

- Change your password
- Update your user profile



Change your password at any time by following these steps:

1. Tap **Current** and enter your current password
2. Tap **New** and enter a new password
3. Tap **Confirm** and re-enter the new password
4. Tap **Submit**



The **User Profile** button is located under the User Settings tab. Update your User Profile by tapping the field you wish to update, entering the new information and tapping Submit.

**Forgot your password?**  
From the main login screen, tap the **Forgot Password** button, enter your username and follow the steps provided.

## ATM LOCATOR

To find the nearest ATM follow these steps:

1. Tap **ATM Locator** from the main login screen
2. Tap **Search**
3. Tap the location of choice or select **List icon** and tap on a location

You'll then be provided with directions to the ATM you selected.

